

Women's Defense League of NH

New Hampshire Pistol License Survey Results

Recently, both the Senate and the House passed Senate Bill 116 which makes the pistol license optional in the state of New Hampshire for those legally able to possess and purchase firearms at both the state and federal level.

Most voters are unaware of the historical reasons a pistol license was put into place in New Hampshire and do realize that the state-sanctioned discrimination it created continues today.

833 registered New Hampshire voters were interviewed from May 18 to 22, 2015. The margin of sampling error is +/-3.4%. Included were 294 Democrats; 343 Republicans and 296 Undeclared. 100% of interviews for the poll were conducted over the phone. There was a total of 6 questions asked throughout each county in New Hampshire; following is a summary of the findings:

- A super majority of registered voters agree that a person should be able to defend themselves with a firearm across the board.
- Vermont does not have a pistol licensing law and has never had one yet they continue to have a lower crime rate than New Hampshire. A majority of registered voters agree that Vermont's lack of a pistol license law discourages crime with others believing it has no effect and a small percentage that believes it promotes crime.
- When registered voters were told why the current pistol license law was set up – *"to bar union member Irish and Italian immigrants and their families from possessing a concealed firearm"* and that the law still allowed police to use their own judgement for suitability based on this law, **over 71% opposed allowing this to continue.**
- Registered voters also believe women in emergency situations shouldn't have to wait 14 days to get their pistol license and they also don't agree that the current pistol license law does anything to stop criminals from carrying concealed.
- Finally, a super majority of registered voters doesn't believe that money from a few wealthy out-of-state people should be influencing gun control measures in New Hampshire.
- In conclusion, it appears that registered voters from across the state and across party lines all agree by an overwhelming majority that Granite Staters should not only have the right to defend themselves with a firearm but they shouldn't be subject to the current pistol license law due to their overwhelming agreement that local police shouldn't decide who is "suitable."

Below are the questions in their entirety listed in chronological order of how they were asked along with the results and breakdown of the demographics.

Q1:

Do you support or oppose the right of a person to defend herself with a firearm in a dangerous situation?

Support	82%
Oppose	12%

Q2:

Vermont has never required a concealed carry license, and yet their crime rate is lower than New Hampshire's. Do you believe that Vermont's concealed carry policy promotes crime, discourages crime, or has no effect on the crime rate?

Promotes crime	9%
Discourages crime	54%
Has no effect	37%

Q3:

The state law governing concealed carry permits was set up to bar union member Irish and Italian immigrants and their families from possessing a concealed firearm. The language that makes this kind of discrimination possible is still in place. Do you support or oppose the ability of local police to make decisions about issuing permits based on their judgment of suitability – even when such decisions can be based on political, union membership, gender, or racial bias?

Oppose	71%
Support	29%

Q4:

Currently, concealed carry permits can take 14 days to obtain. Should there be an exception for women who are victims of domestic violence to be able to protect themselves and their children outside their homes while waiting for a permit to be approved?

Exception	67%
No exception	33%

Q5:

In New Hampshire, law-abiding residents apply for concealed carry permits, but in general criminals go ahead and carry concealed without a permit. Do you believe that concealed carry permits are ineffective in preventing criminals from carrying a concealed weapon?

Effective	24%
Ineffective	76%

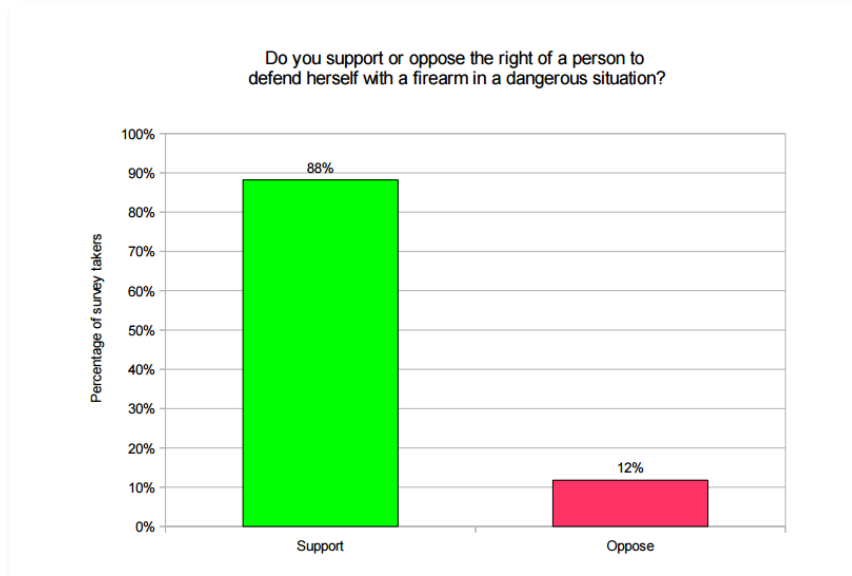
Q6:

Most of the money that is financing the effort in New Hampshire to defeat the repeal of the concealed carry license comes from a few big contributors from outside the state. Do you agree or disagree that a few wealthy out-of-state people should be able to influence New Hampshire state law?

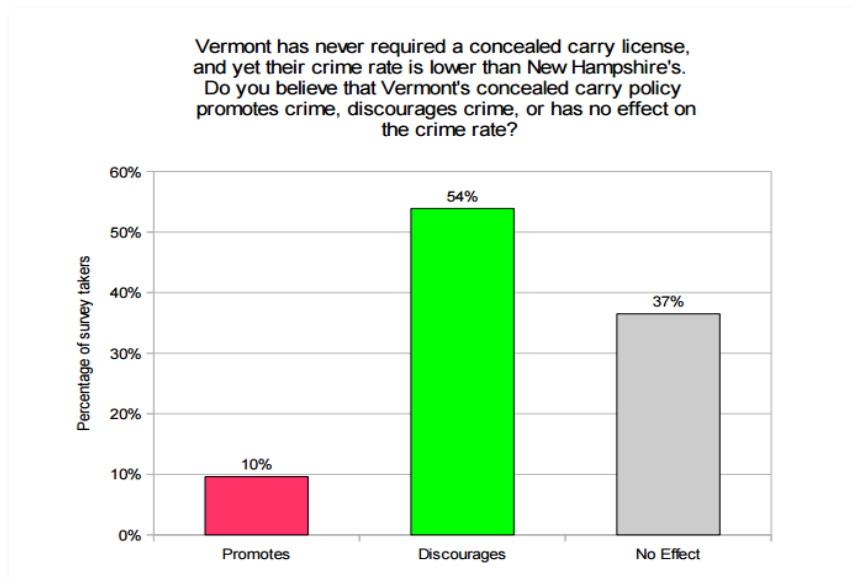
Disagree	89%
Agree	11%

Charts and Demographics

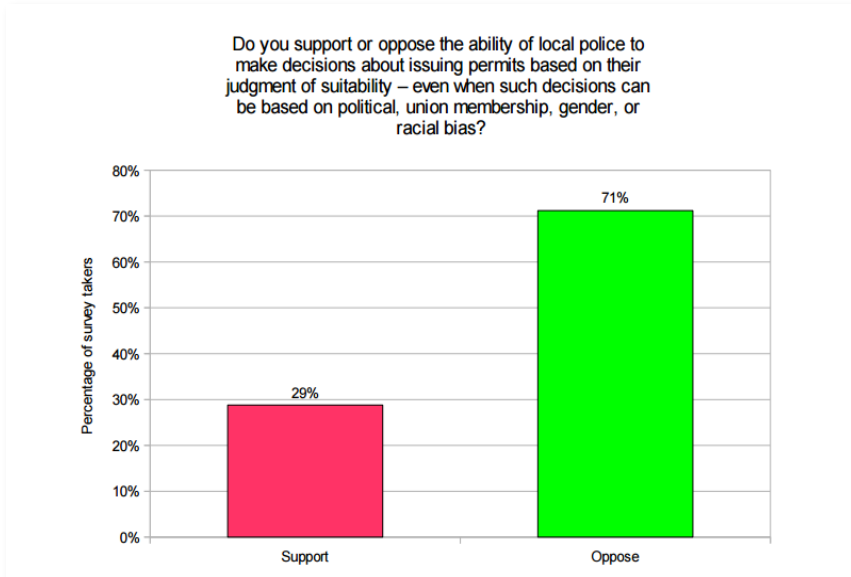
Q1:



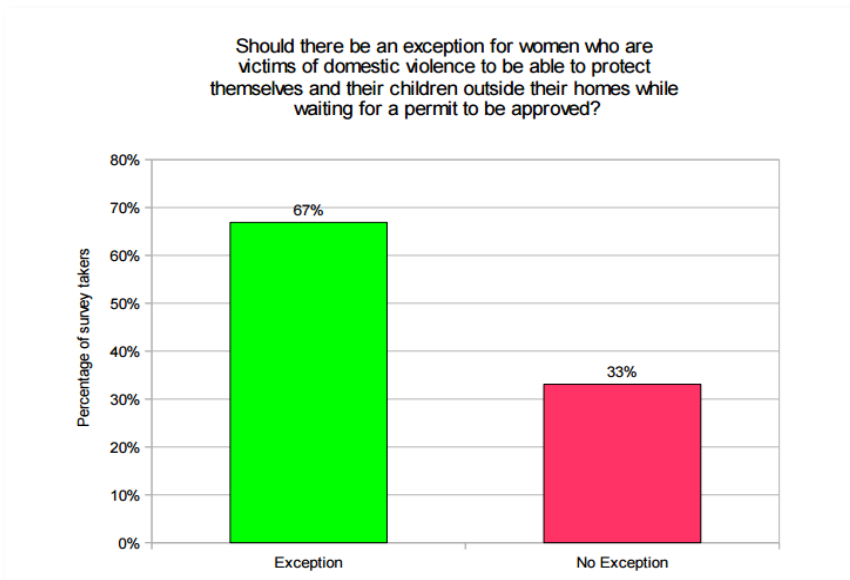
Q2:



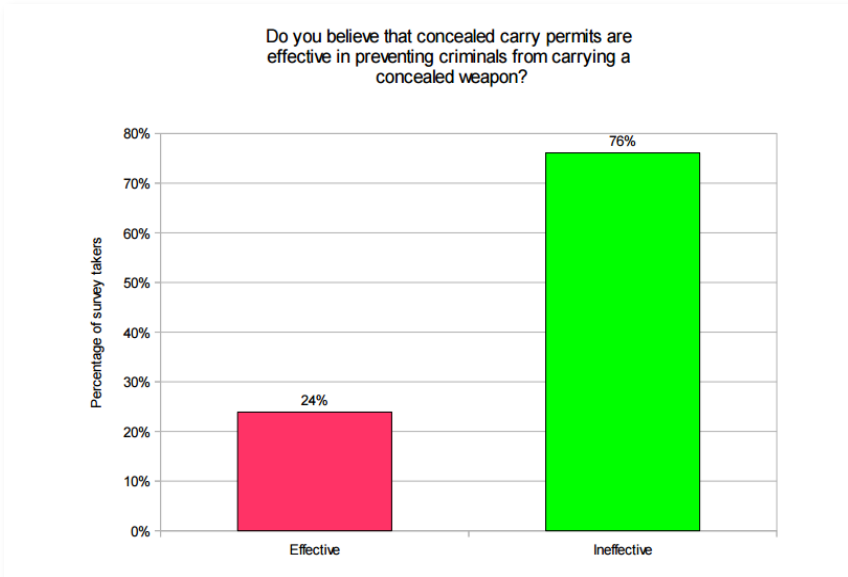
Q3:



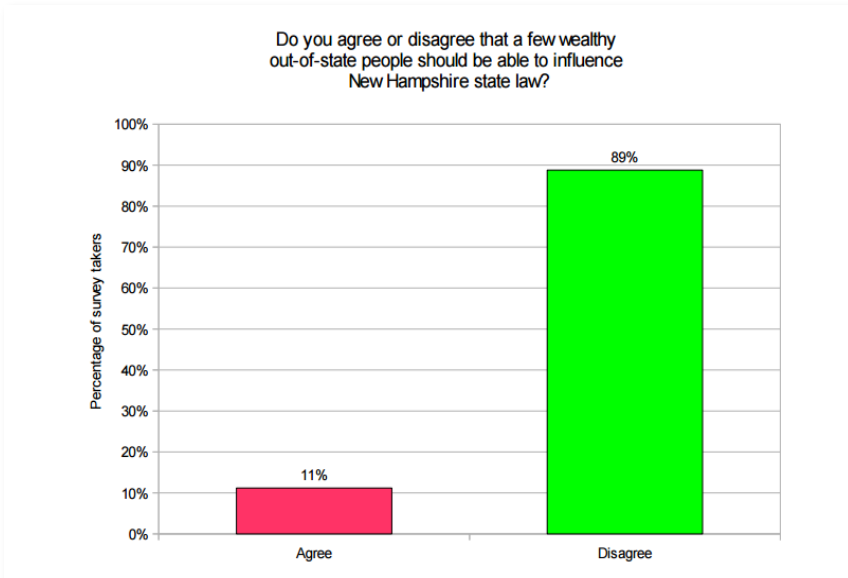
Q4:



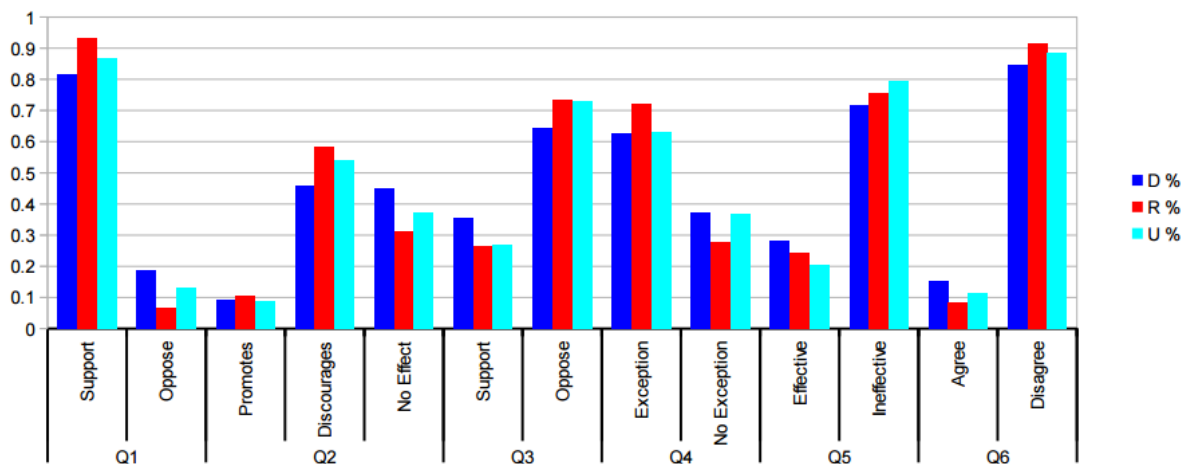
Q5:



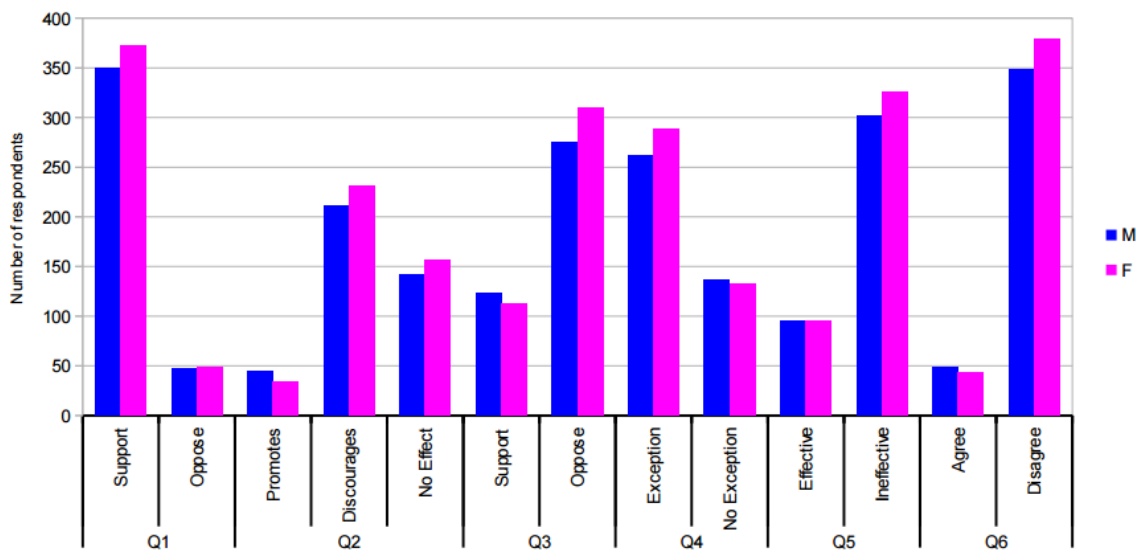
Q6:



Response to each question by party



Response to each question by gender



New Hampshire Pistol License Survey - Likely Voter Demographics

Sex	N	%	County	N	%
Male	398	47.8%	Belknap	52	6.2%
Female	422	50.7%	Carroll	35	4.2%
Unknown	13	1.6%	Cheshire	38	4.6%
			Coos	31	3.7%
Party	N	%	Grafton	65	7.8%
Democrat	194	23.3%	Hillsborough	213	25.6%
Republican	343	41.2%	Merrimack	113	13.6%
Undeclared	296	35.5%	Rockingham	165	19.8%
			Strafford	81	9.7%
			Sullivan	40	4.8%